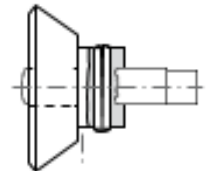
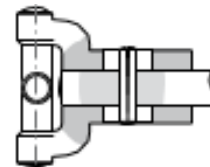
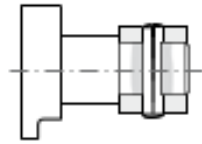
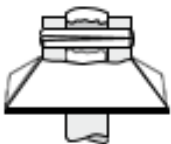


**Pino Entalhado Cônico**  
**Grooved pins, full length taper**  
**Pasador Estriado Cônico**

**Material: SAE 1010/1020**

d	mm	1,5	2	2,5	3	4	5	6	8	10	12	14	16	20	25	
	tol.	h9				h11										
d <sub>2</sub>	tol.	+0,05 0			± 0,05						± 0,1					
C	≈	0,2	0,25	0,3	0,4	0,5	0,63	0,8	1	1,2	1,6	1,6	2	2,5	3	
1 js15	Diametro sobre Entalhe - d <sub>2</sub>															
4																
5																
6	1,63															
8																
10		2,15														
12			2,70													
16	1,60															
20																
25			2,65													
30																
35																
40																
45																
50																
55																
60																
65																
70																
75																
80																
90																
100																
110																
120																

**Exemplos de uso:**



Outras medidas, sob consulta.  
 Other dimensions by request.  
 Otras medidas bajo consulta.

**Ref:**

Exemplo: Ref. = Pino Entalhado-  
 Example: XXXxXXX  
 Ejemplo: d l  
 DIN 1471 8x40  
 Ref. = Pino Entalhado-8x40